

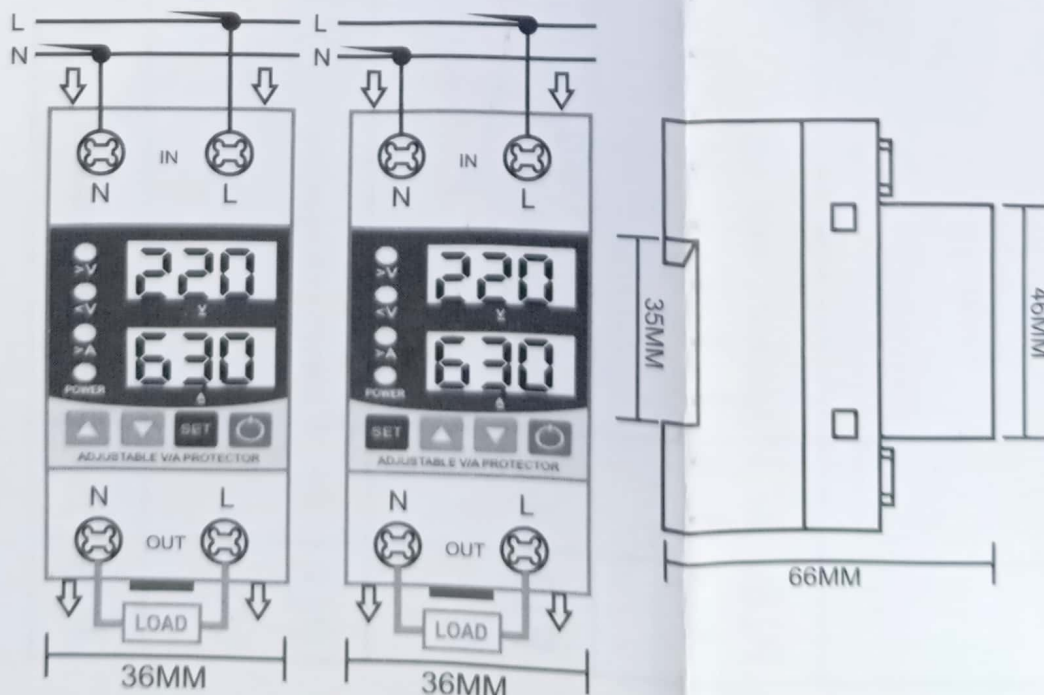
## ● Technical data

Supply terminals	N,L
Rated supply voltage	AC 220V
Rated frequency	50/60Hz
> U setting range	130-300V
U setting range	80-210V
Voltage hysteresis	5V
Overvoltage trip delay	0.5s
Voltage accuracy	<1%
Max. operating phase voltage	350V
Max. operating current	40A/63A
Altitude	≤2000m
Ambient temperature	-25°C~+50°C
Permissible relative humidity	≤50% at 40 °C ( without condensation)
Storage temperature	-25°C~+55°C
Net weight	159g
Size	81*36*66mm

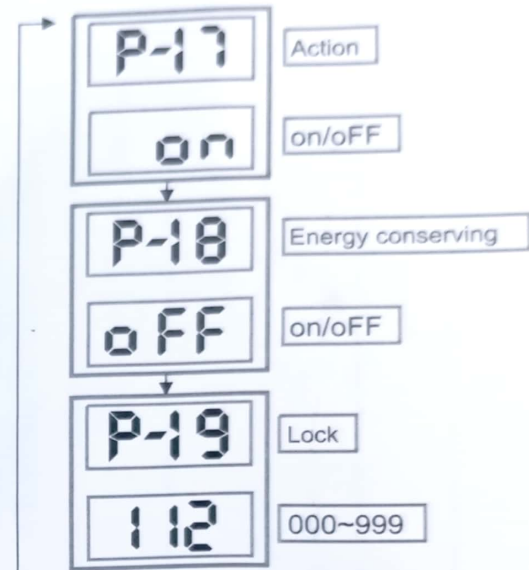
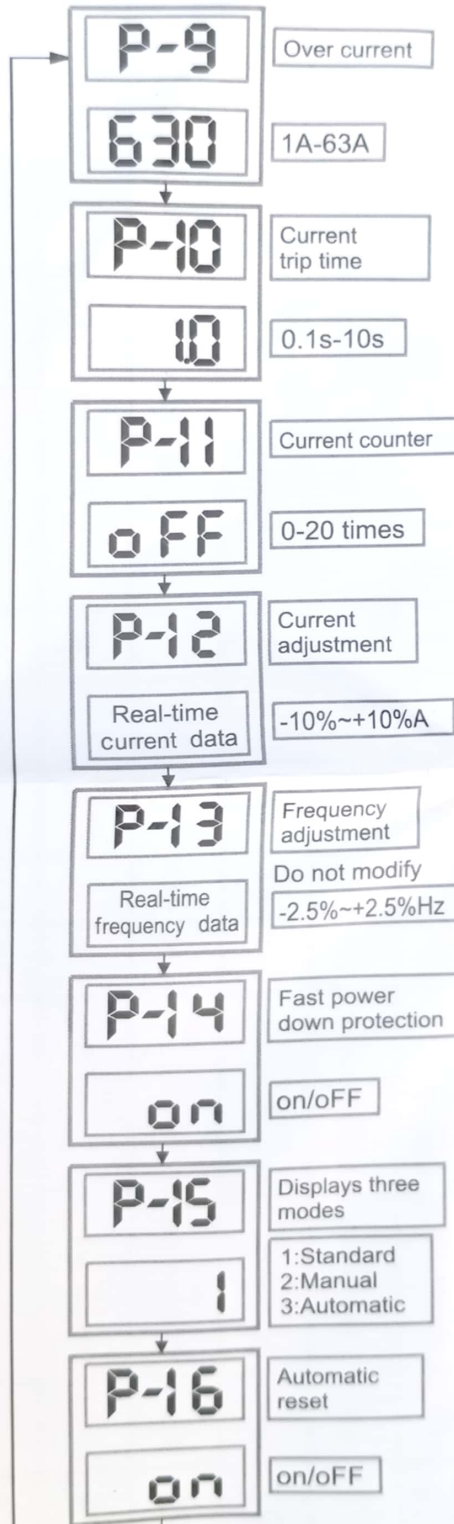
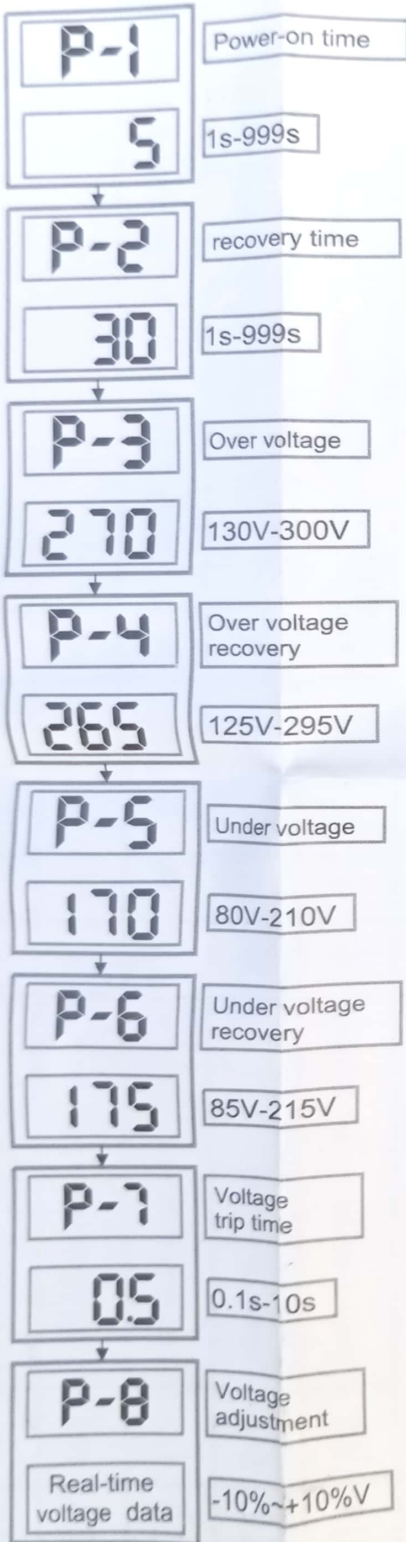
## ● Front-face panel

> V: Overvoltage Indicator	☐ M Menu selection
< V: Underage Voltage	▲ Digit+
> A: Overcurrent Indicator	▼ Digit-
POWER : Normal Working Indicator	⏻ ON/OFF

## ● Wiring diagram/Dimensional Drawing



## ● Setup menu



# ● Setting

No.	Option code	Option	max	min	Default	Step	Unit	Description
P1	Pt	Power-on delay	999	1	5	1/10	S	
P2	rt	Recovery delay	999	1	30	1/10	S	
P3	oU	Overvoltage	300	130	270	1/10	V	Close overvoltage if greater than 300
P4	oUr	Overvoltage recovery value	295	125	265	1/10	V	Skip this setting when overvoltage is turned off
P5	uU	Undervoltage	210	80	170	1/10	V	Close undervoltage if below 80
P6	uUr	Undervoltage recovery value	215	85	175	1/10	V	Skip this setting when undervoltage is turned off
P7	Utt	Overvoltage action delay	10.0	0.1	0.5	0.1/1.0	S	
P8	UAd	Voltage correction	+10%	-10%	0	0.5%	V	Long press setting is not recommended
P9	oC	Overcurrent	63.0	1.0	63.0	0.1/1.0	A	Close overcurrent if greater than 63.0
P10	Ctt	Overflow as delay	10.0	0.1	1.0	0.1/1.0	S	
P11	CC	Continuous overcurrent counting	20	0	0	1	Times	0: Turn off counting
P12	CAd	Current correction	+10%	-10%	0	0.5%	A	Long press setting is not recommended
P13	FAd	Frequency correction	+2.5%	-2.5%	0	0.1%	Hz	Modifying this value will affect the accuracy of the timer
P14	FPd	Rapid power failure protection	on	off	on		MS	
P15	dS	Display mode	3	1	1	1		1: Standards
								2: Manual switch
								3: Automatic switch
P16	Ar	Automatic reset	on	off	on			on: Self-recovery
								off: Manual recovery
P17	Act	Action/knife mode	on	off	on			on: Protector working properly
								off: knife mode
P18	EC	Energy saving mode	on	off	off			on: Open
								off: Close
P19	Loc	Setup lock password	999	000	112	1/10		When this value is not 112, you can only view the parameter and cannot set it