
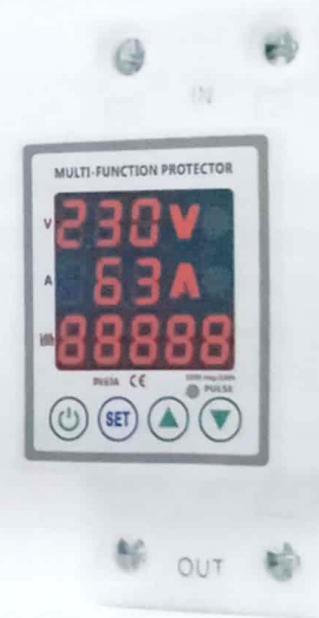


## VI. Wiring diagram



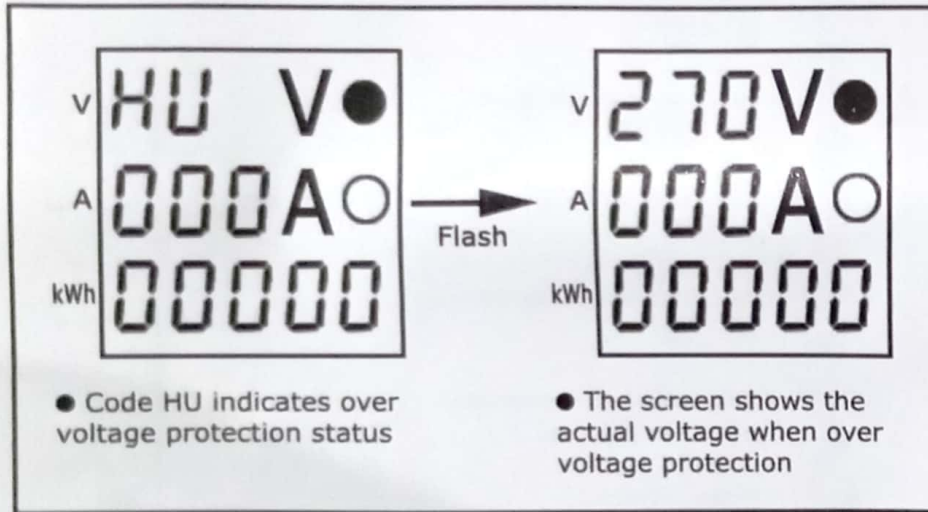
Adjustable voltage and current protective device with kilowatt-hour meter & kwh contro



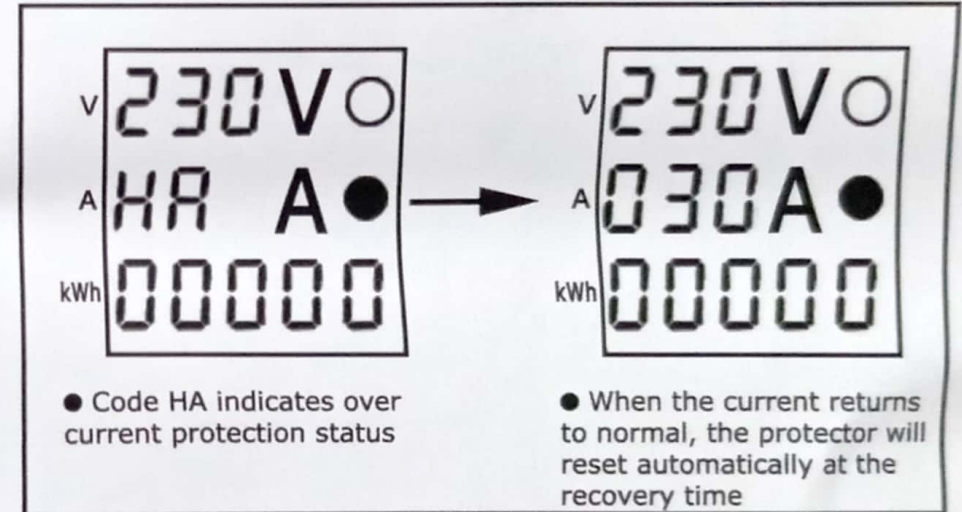
# Instruction manual

## V. Screen display description

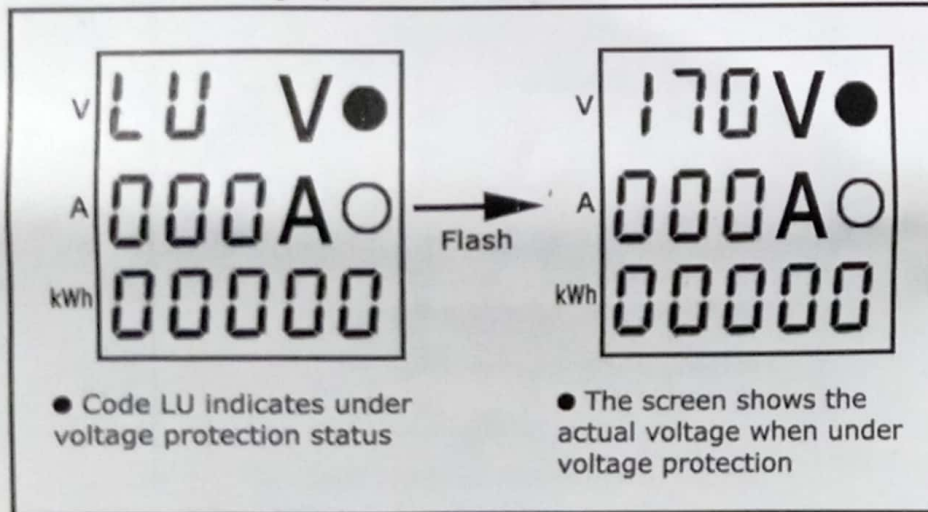
### 5.1 Over voltage protection status



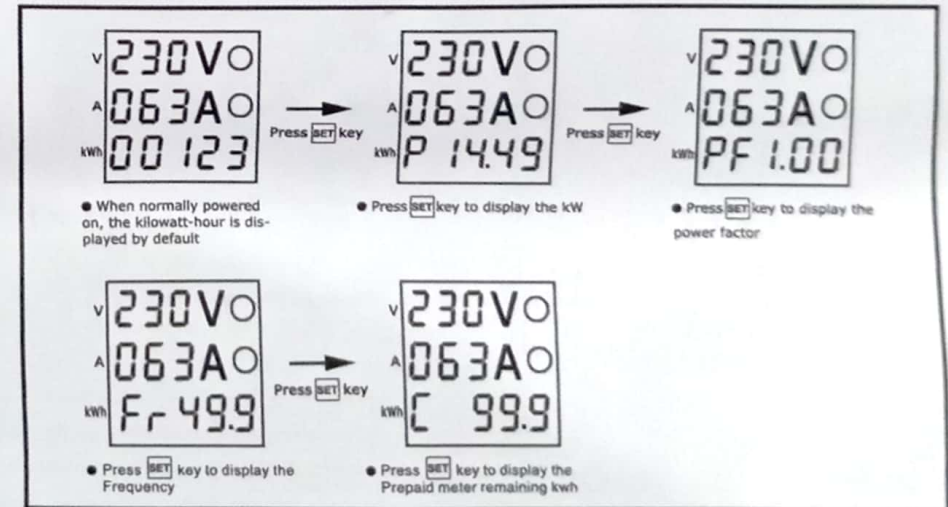
### 5.3 Over current protection status



### 5.2 Under voltage protection status



### 5.4 Kilowatt-hour, kW and power factor display switch



## I. Application

Adjustable voltage and current protective device with kilowatt-hour meter is an intelligent protector integrated with over-voltage protector, under-voltage protector and over-current protector. In case of over-voltage fault, under-voltage fault or over-current fault in line, this product can instantly power off to prevent electrical equipment from being burnt. The over-voltage, under-voltage and over-current values of this product can all be set up by yourself and can be adjusted on the basis of local practical condition.

## II. Product features

2.1 In case of over-voltage fault, under-voltage fault or over-current fault in single phase line, the product can power off the line and can automatically restore connecting the line over a time delay after voltage or current of the line is recovered to normal condition.

2.2 In case of transient over voltage in line, the product can protect the equipment from false operation.

2.3 In case that the line subjects to unstable voltage or sudden power-off and power-on due to loosened connection and other fault, the product will disconnect the line.

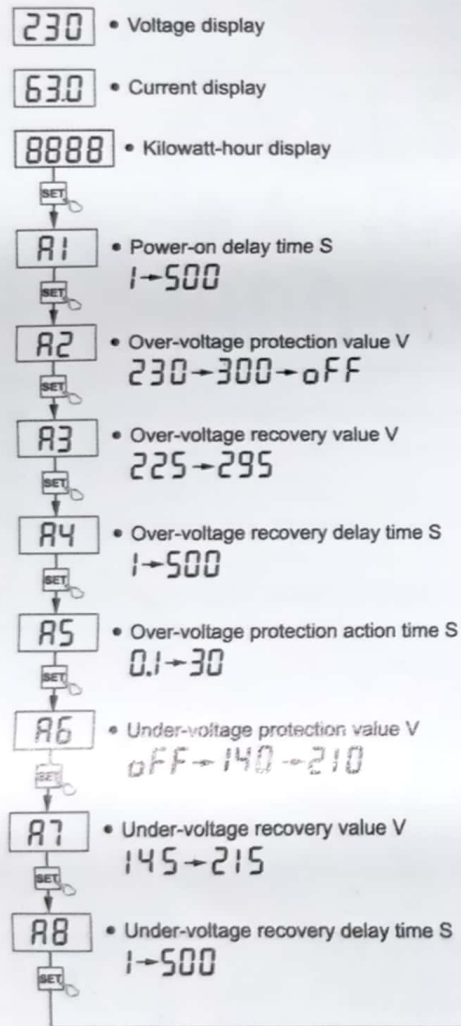
2.4 When fault voltage of the line reaches the peak, the product itself will not be damaged.

2.5 The protector can display kilowatt-hour and kW, power factor, frequency Hz, Prepaid meter remaining kwh.

## III. Main technical parameters

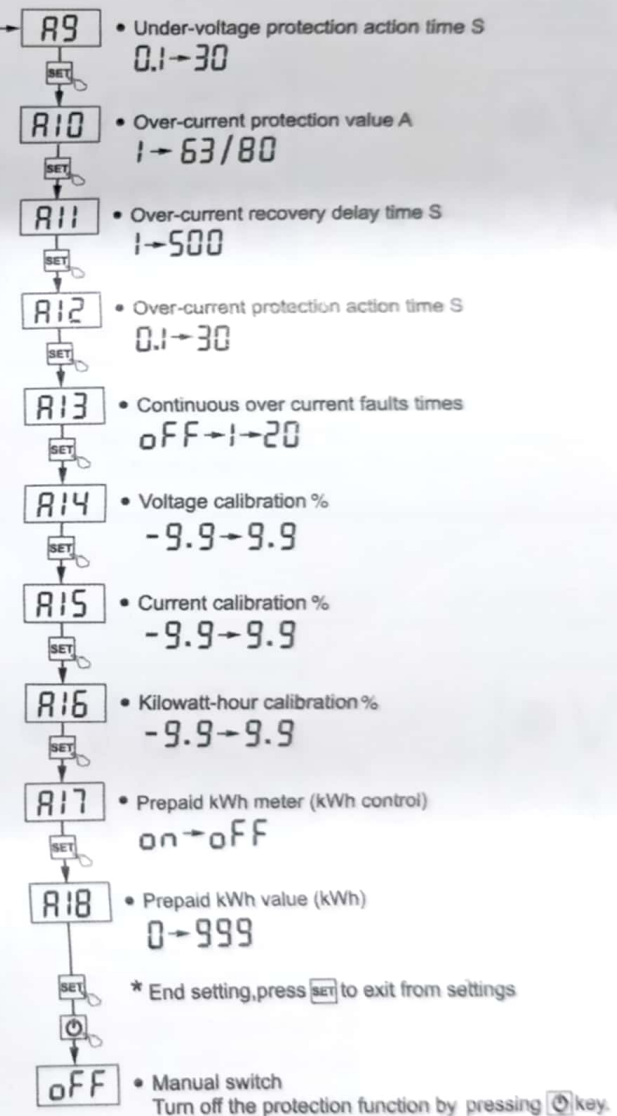
Function	Technical Parameter	Function	Technical Parameter
Input voltage	AC 140-300V	Power-on delay time	1-500s default 10s
Over-voltage protection value	230-300V default 270V	Over-voltage recovery value	225-295V default 265V
Under-voltage protection value	140-210V default 170V	Under-voltage recovery value	145-215V default 175V
Over-current protection value	63A:1-63A default 40A	Over-current recovery value	0.5-62.5A
	80A:1-80A default 60A		0.5-79.5A
Recovery delay time	1-500s default 30s	Action time	0.1-30s default 1s
Continuous over current faults times	1-20 times default OFF	Voltage/ current/ kilowatt-hour calibration	-9.9-9.9%
Power consumption	$\leq 2W$	Electrical and mechanical life	$\geq 100000$ cycles
Boundary dimention	86 × 38 × 68MM	Wiring	Over-entering down-out

## IV. Product setting:



1. Change the setting value by pressing  $\Delta$   $\nabla$  keys.
2. When the setting over-voltage protection value exceeds 300V, the over-voltage protection function will be closed.
3. When the setting under-voltage protection value is lower than 140V, the under-voltage protection function will be closed.
4. During the setting process, it is not necessary to press to the last step, but long press the  $\text{SET}$  key to save.

-3-



-4-